

Print A PDF From A Website

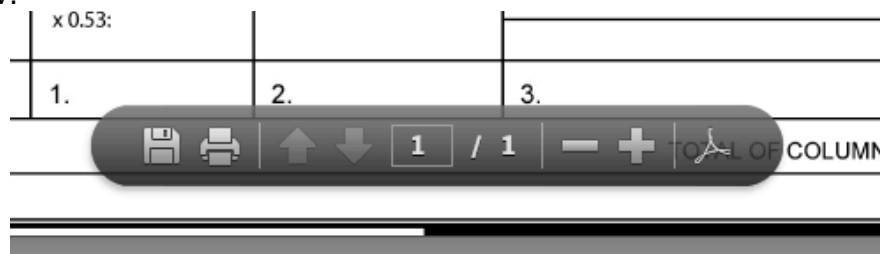
This resolves the issue of when you have a PDF open in your browser and click “File>Print” or “File>Save” you get an error message.

Prerequisites:



1 – Have the PDF open in Safari, Firefox, or Chrome

Instructions To Print A PDF:

1 – Once you have the PDF file open in your browser, if you move your mouse to the bottom of your page you should see a menu pop over the document as shown below:



2 – Click on the “Acrobat” Symbol () to allow the permanent menu to pop up

3 – Once this menu has come up, you can click on the “Print” button () or the “Save” button () to perform those tasks.